



HARISH CHANDRA POST GRADUATE COLLEGE



Students Feedback Report of 147 Students

Session: 2023-24

9	8	7	6	5	4	3	2	1
Extremely Good	Very Good	Good	Moderately Good	Moderately Good	Somehow Tolerable	Poor	Very Poor	Extremely Poor

Particulars		Rating								
		1	2	3	4	5	6	7	8	9
1.	Learning value (in terms of skills, concepts, knowledge, analytical abilities, or broadening perspectives)	4 [2.7%]	1 [0.7%]	1 [0.7%]	2 [1.4%]	1 [0.7%]	1 [0.7%]	26 [17.7%]	55 [37.4%]	56 [38.1%]
2.	Applicability/relevance to real life situations.	1 [0.7%]	3 [2.0%]	1 [0.7%]	4 [2.7%]	-	6 [4.1%]	30 [20.4%]	55 [37.4%]	47 [32.0%]
3.	Depth of the course contents	1 [0.7%]	3 [2.0%]	2 [1.4%]	1 [0.7%]	4 [2.7%]	4 [2.7%]	19 [12.9%]	53 [36.1%]	60 [40.8%]
4.	Extent of coverage of course	1 [0.7%]	3 [2.0%]	-	2 [1.4%]	4 [2.7%]	6 [4.1%]	24 [16.3%]	48 [32.7%]	59 [40.1%]
5.	Extent of effort required by students	1 [0.7%]	2 [1.4%]	3 [2.0%]	3 [2.0%]	1 [0.7%]	4 [2.7%]	25 [17.0%]	64 [43.5%]	44 [29.9%]
6.	Relevance/learning value of project/ report	2 [1.4%]	-	2 [1.4%]	3 [2.0%]	1 [0.7%]	4 [2.7%]	19 [12.9%]	75 [51.0%]	44 [27.9%]
7.	Overall Rating	-	2 [1.4%]	2 [1.4%]	4 [2.7%]	-	6 [4.1%]	17 [11.6%]	54 [36.7%]	62 [42.2%]

2. Syllabus was

Challenging	Adequate	Inadequate	Dull	Irrelevant
62 [42.2%]	83 [56.4%]	01 [0.7%]	01 [0.7%]	-

3. Your background for benefitting from the course was

Highly Relevant	Relevant	Partly Relevant	Mostly Irrelevant	Completely Irrelevant
56 [38.1%]	84 [57.1%]	05 [3.4%]	02 [1.4%]	-

4. How much syllabus was taught in the class?

90-100%	75-90%	50-75%	40-50%	Less than 40%
75 [51.0%]	62 [42.2%]	08 [5.4%]	01 [0.7%]	01 [0.7%]

5. What is your opinion about the library holdings for the course?

Excellent	Adequate	Inadequate	Poor	Very Poor
47 [32.0%]	74 [50.3%]	21 [14.3%]	04 [2.7%]	01 [0.7%]

6. Were you able to get the prescribed readings?

Very Good	Good	Average	Poor	Very Poor
56 [38.1%]	70 [47.6%]	19 [12.9%]	01 [0.7%]	01 [0.7%]

7. The internal evaluation system as it exists is

Very Good	Good	Average	Poor	Very Poor
48 [32.7%]	81 [51.1%]	18 [12.2%]	-	-

8. When you meet students. Who have taken a similar programme at other universities do you feel that your programme is

Superior	Equal	Inferior
45 [30.6%]	99 [67.3%]	03 [2.0%]

9. How do you rate the student-teacher relationship in the college as a whole?

Very Good	Good	Satisfactory	Unsatisfactory	Very Poor
104 [70.7%]	30 [20.4%]	11 [7.5%]	01 [0.7%]	01 [0.7%]

10. How do you rate the student-teacher relationship in your department?

Very Good	Good	Average	Poor	Very Poor
108 [73.5%]	35 [23.8%]	03 [2.0%]	-	01 [0.7%]

11. How do you find the college administrative offices?

Very Helpful	Helpful	Indifferent	Unhelpful	Cumbersome
56 [38.1%]	80 [54.4%]	07 [4.8%]	04 [2.7%]	-

12. Did you participate in any of the extracurricular activities?

Very often	Often	Sometimes	Rarely	Never
49 [33.3%]	52 [35.4%]	23 [15.6%]	19 [12.9%]	04 [2.7%]

13. What is the attitude of the teachers to extracurricular activities?

Co-operative	Indifferent	Discouraging
131 [89.1%]	14 [9.5%]	02 [1.4%]

14. Has your time at the college has been intellectually enriching?

Yes	Marginally	No
96 [65.3%]	48 [32.7%]	03 [2.0%]


15. After leaving the college how will you talk about it?

Proudly	Indifferently	Disparagingly
118 [80.3%]	27 [18.3%]	2 [1.4%]

16. Overall Rating of Programme

Sr. no.	Particulars	Very Good	Good	Average	Poor	Very Poor
1.	Academic content	82 [55.8%]	56 [38.1%]	09 [6.1%]	-	-
2.	Fairness of evaluation	62 [42.2%]	67 [45.6%]	15 [10.2%]	03 [2.0%]	-
3.	Interaction with faculty	80 [54.4%]	56 [38.1%]	10 [6.8%]	-	01 [0.7%]
4.	Interaction with administration	56 [38.1%]	75 [51.0%]	13 [8.8%]	03 [2.0%]	-
5.	Library Facilities	42 [28.6%]	72 [49.0%]	25 [17.0%]	06 [4.1%]	02 [1.4%]
6.	Computer Facilities	28 [19.0%]	69 [46.9%]	27 [18.4%]	18 [12.2%]	05 [3.4%]
7.	Recreational Facilities	48 [32.7%]	66 [44.9%]	26 [17.7%]	05 [3.4%]	02 [1.4%]
8.	Extra-curricular Activities	58 [39.5%]	61 [41.5%]	21 [14.3%]	06 [4.1%]	01 [0.7%]
9.	Sports Facilities	39 [26.5%]	73 [49.7%]	28 [19.0%]	03 [2.0%]	04 [2.7%]


COORDINATOR
IQAC
 Harishchandra P.G. College
 Varanasi


Principal
 Harish Chandra P.G. College
 Principal
 Harish Chandra P.G. College
 Varanasi



HARISH CHANDRA POST GRADUATE COLLEGE

Affiliated to Mahatma Gandhi Kashi Vidyapith, Varanasi




Alumni Feedback Report

Session: 2023-24

1	2	3	4
Below Average	Average	Good	Very Good

Particulars		Rating			
		1	2	3	4
1.	The learning objectives are clear and appropriate to the program.	-	-	06 [54.55%]	05 [45.45%]
2.	The curriculum and syllabus are well organized and suitable to the program.	-	-	05 [45.45%]	06 [54.55%]
3.	The text/reference books are well suited to the course.	-	01 [9.09%]	05 [45.45%]	05 [45.45%]
4.	The system followed by the university for the design and development of curriculum is effective.	-	01 [9.09%]	04 [36.36%]	06 [54.55%]
5.	Provision to update curriculum time to time.	-	02 [18.18%]	04 [36.36%]	05 [45.45%]
6.	How do you rate the distribution of contact hours among the course components?	-	02 [18.18%]	04 [36.36%]	05 [45.45%]
7.	The curriculum has a good balance between theory and practical.	-	02 [18.18%]	03 [27.27%]	06 [54.55%]
8.	How do you rate the electives offered in relation to the technological advancements.	-	04 [36.36%]	05 [45.45%]	02 [18.18%]


COORDINATOR
IQAC
Harishchandra P.G. College
Varanasi


Principal
Harish Chandra P.G. College
Principal
Harish Chandra P.G. College
Varanasi



HARISH CHANDRA POST GRADUATE COLLEGE

Affiliated to Mahatma Gandhi Kashi Vidyapith, Varanasi



EMPLOYER FEEDBACK REPORT OF 23 EMPLOYERS


SESSION: 2023-24

S. no.	Aspects of Students' Quality & Work Performance	Excellent	Very Good	Good	Fair
1.	Communication skill	06 [26.09%]	08 [34.78%]	07 [30.43%]	02 [8.70%]
2.	Working as part of team	04 [17.39%]	07 [30.43%]	10 [43.48%]	02 [8.70%]
3.	Level self-motivation	06 [26.09%]	06 [26.09%]	10 [43.48%]	01 [4.35%]
4.	Technical knowledge and skills	05 [21.74%]	07 [30.43%]	09 [39.13%]	02 [8.70%]
5.	Relationship with peers/seniors	06 [26.09%]	09 [39.13%]	05 [21.74%]	03 [13.04%]
6.	Planning and organisational skill	04 [17.39%]	06 [26.09%]	10 [43.48%]	03 [13.04%]
7.	Punctuality & time management	07 [30.43%]	07 [30.43%]	07 [30.43%]	02 [8.70%]
8.	Open to new ideas & learning new techniques	04 [17.39%]	07 [30.43%]	10 [43.48%]	02 [8.70%]
9.	Ability to contribute to the goal of the organization	04 [17.39%]	08 [34.78%]	08 [34.78%]	03 [13.04%]

On a scale of 1 to 10 how do you rate your overall satisfaction with Harish Chandra P.G. College students and the curriculum?

1	2	3	4	5	6	7	8	9	10
- [0.00%]	- [0.00%]	01 [4.35%]	- [0.00%]	01 [4.35%]	- [0.00%]	07 [30.43%]	06 [26.09%]	07 [30.43%]	01 [4.35%]


COORDINATOR
 IQAC
 Harishchandra P.G. College
 Varanasi


Principal
 Harish Chandra P.G. College
 Principal
 Harish Chandra P.G. College
 Varanasi

FEEDBACKS COLLECTED FROM FOLLOWING EMPLOYERS

S.no.	Name	Company Name/ Address	Phone no./mail
1.	Jay Dubey	Samavesh Finserve Pvt. Ltd.	7905378834
2.	Ranjeet Mani Tripathi	Pukhraj Healthcare Pvt. Ltd.	9693551771
3.	Hitesh Kumar	Elementz	8954562763
4.	Shashikant Tiwari	Aamdthane Pvt. Ltd.	8127395238
5.	Ragini Singh	LIC of India	7985354932
6.	Utkarsh Keshrawani	HDFC Life Insurance Company	9569525336
7.	Sudha Narula	LIC of India	9389128281
8.	Kartikey Tiwari	Goodwill India management Group of Company	goodwillindiamanagement1@gmail.com
9.	Deepu Singh	NIIT Ltd. (For ICICI Bank)	9958914754
10.	Naina Singh	Tarrence Hearbal a Group Company	9473549172
11.	Suresh Kumar Tiwari	Hearbal Life Care Group	8765924361
12.	Prabhakar Kumar	Labournet Services India Pvt. Ltd.	prabhakarbishwas@gmail.com
13.	Animesh Tiwari	Cosmos Staffing Solutions Pvt. Ltd.	6393797225
14.	Pankaj Kumar Prajapati	Satyamicrocapital Ltd.	8826660982
15.	Avanish Kumar	Ranaya Healthcare Pvt. Ltd.	9580714128
16.	Manish Kumar Soni	LIC of India	9453173117
17.	Rajesh Kumar	Pratham Education Foundation	6392786824
18.	Vikash Dubey	AMASS Skill Venture Pvt. Ltd.	7vikashgs@gmail.com
19.	Ashish Singh	Shiv Shakati Bio T.L.	7739079828
20.	Raja Prajapati	Vision India Services Pvt. Ltd.	raja.prajapati@vispi.co.in
21.	Abhit Kumar Singh	Royal Career Services	6393829898
22.	Ghanshyam Patel	Career Bridge Skill Solutions	9503637618
23.	Akash pandey	Prayas Finiancial Services Limited	akashpandey@prayasfiniancial.com

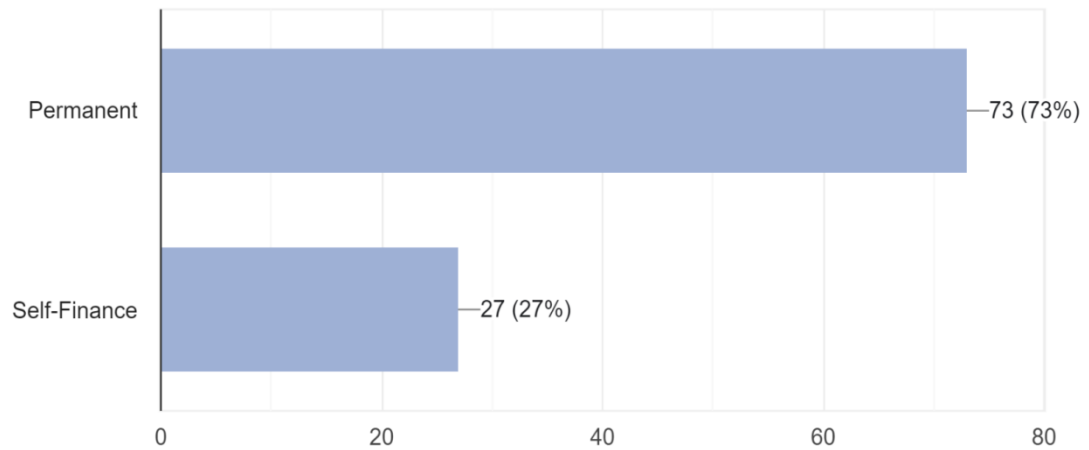


Teacher's Feedback Report of 100 Teachers

Session 2023-24

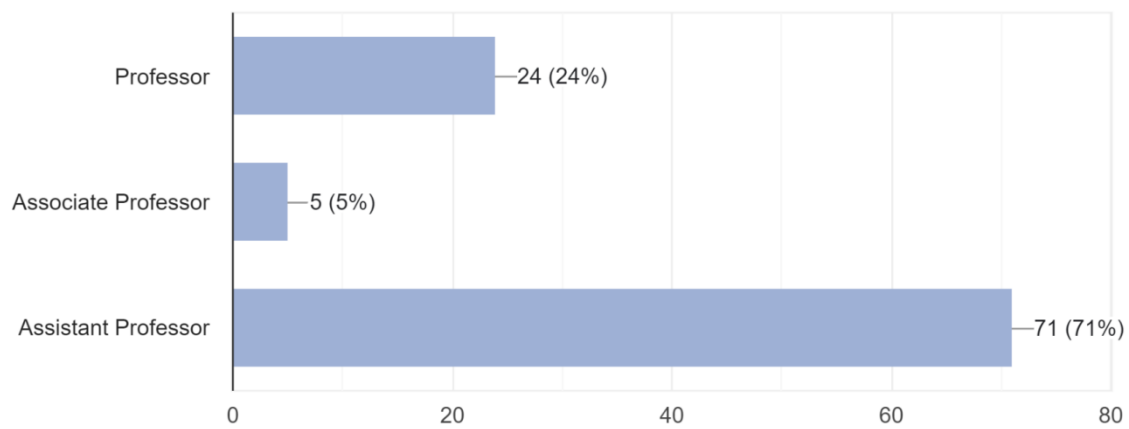
Nature of Job

100 responses



Designation

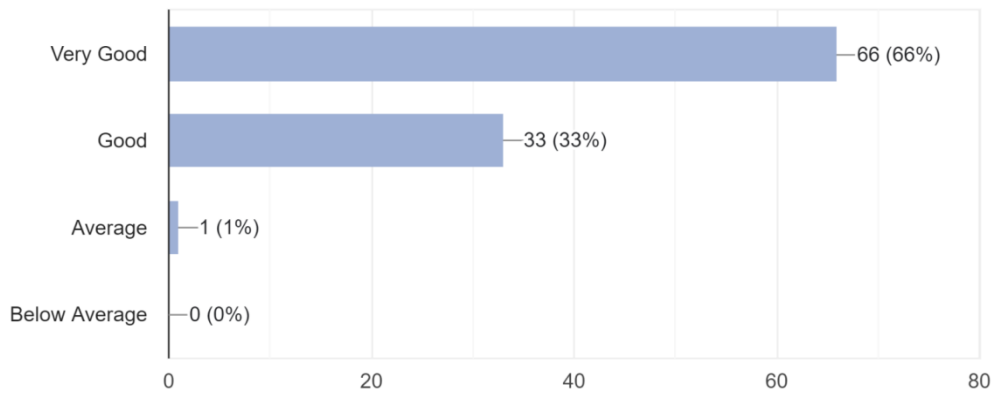
100 responses



Responses

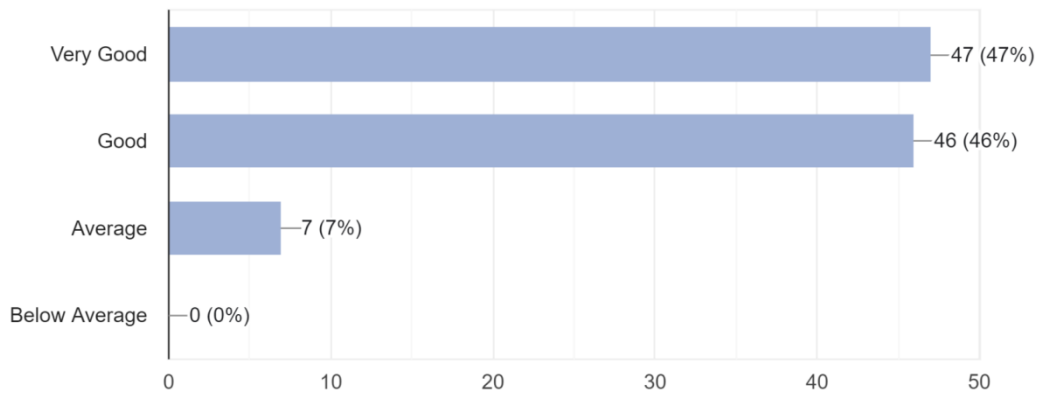
1. The learning objectives are clear and appropriate to the program.

100 responses



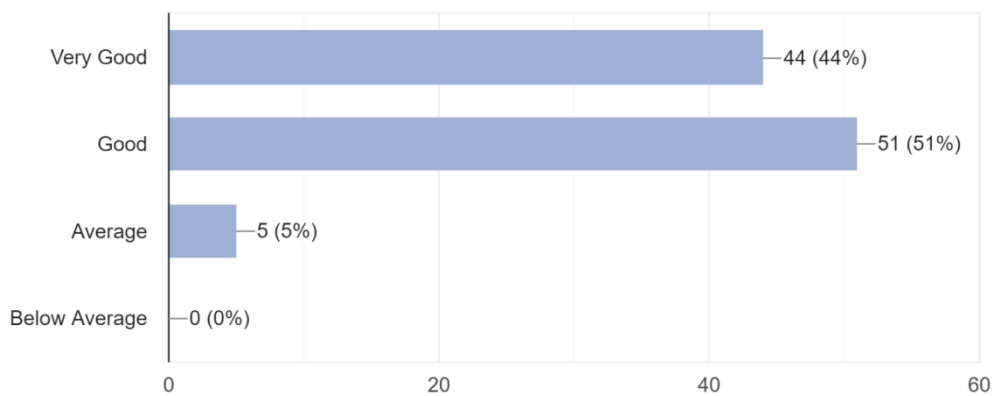
2. The curriculum and syllabus are well organised and suitable to the program.

100 responses



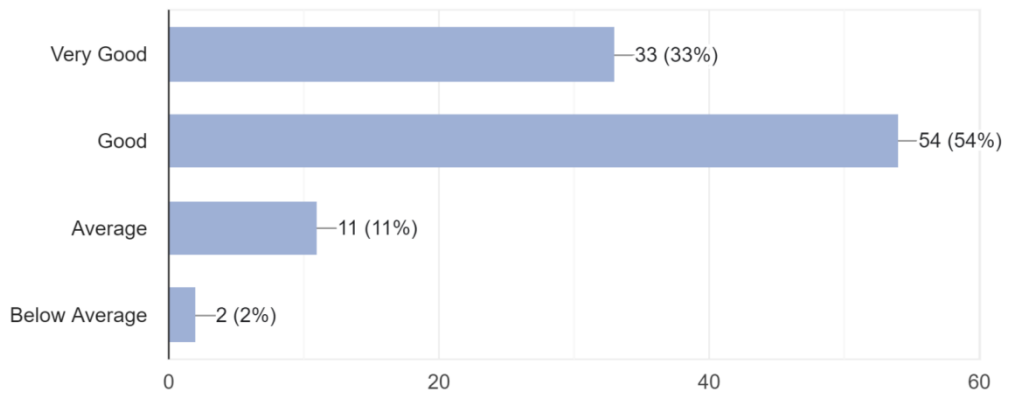
3. The text/reference books are well suited to the course.

100 responses



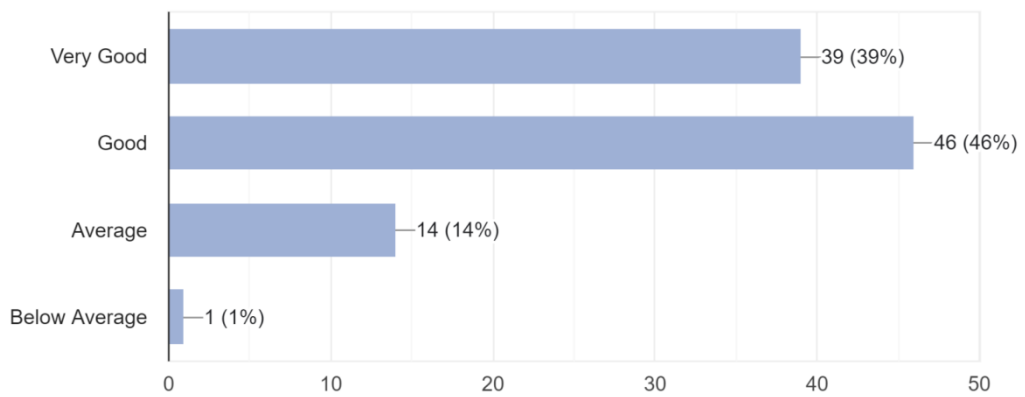
4. The system followed by the university for the design and development of curriculum is effective.

100 responses



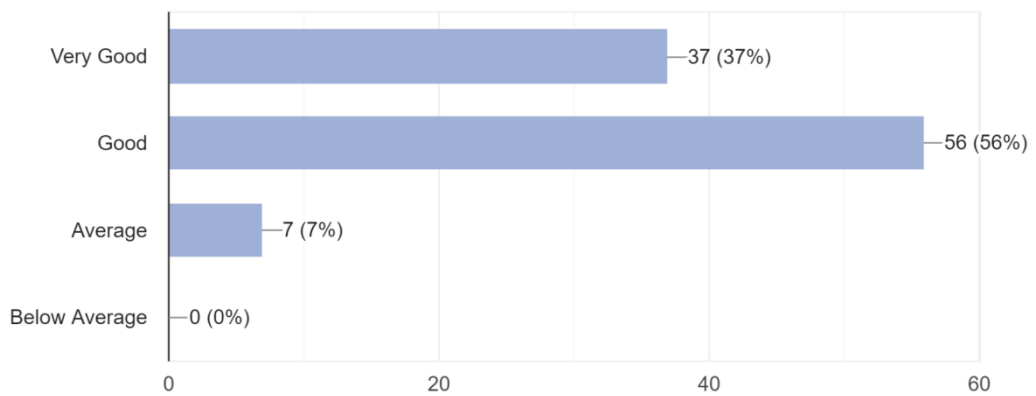
5. Provision to update curriculum time to time.

100 responses



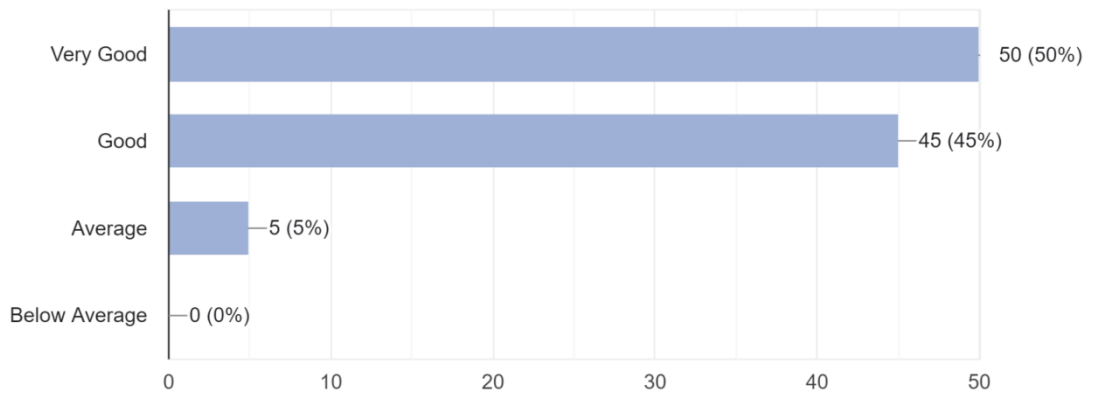
6. How do you rate the distribution of contact hours among the course components?

100 responses



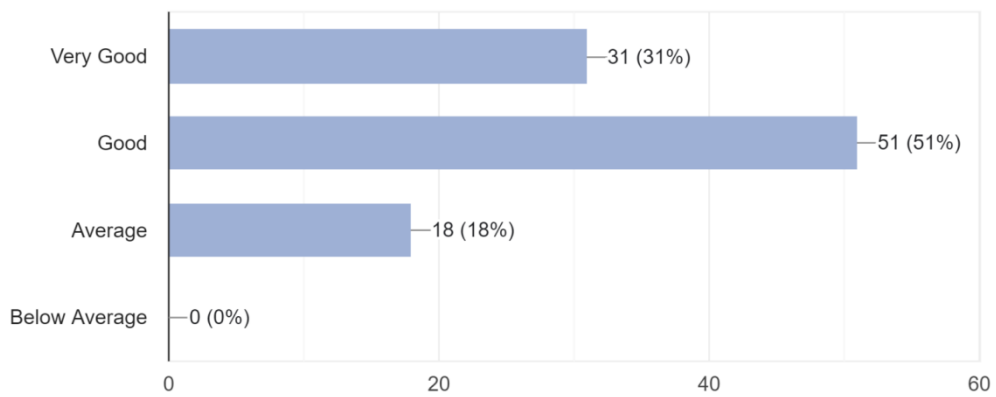
7. The curriculum has a good balance between theory and practical.

100 responses



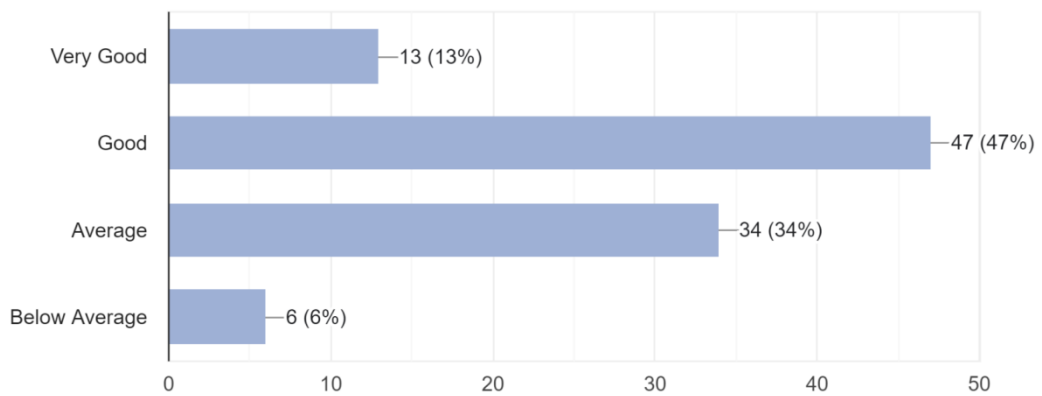
8. How do you rate the electives offered in relation to the technological advancements.

100 responses



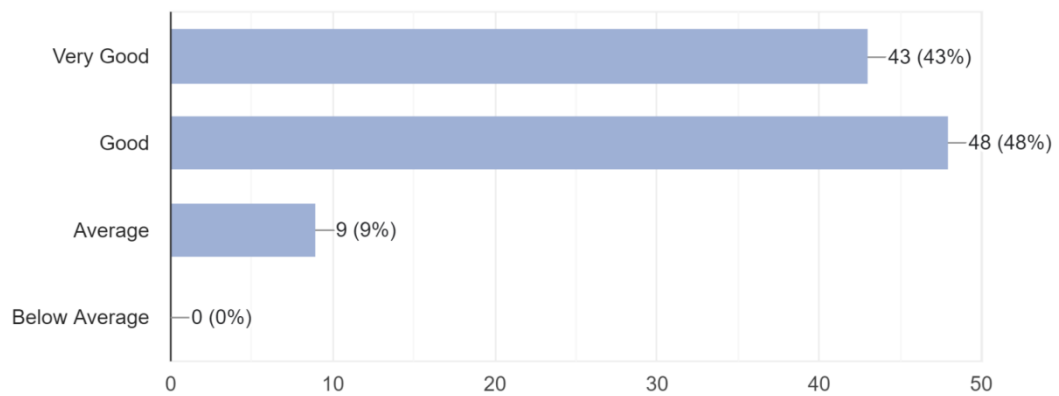
9. Feasibility of NEP-2020 with available infrastructure.

100 responses



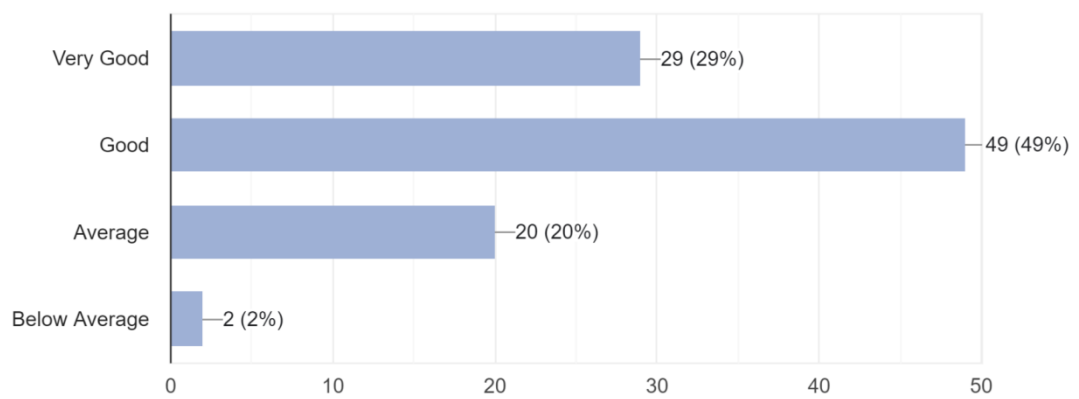
10. Continuous internal assessment and comprehensive evaluation.

100 responses



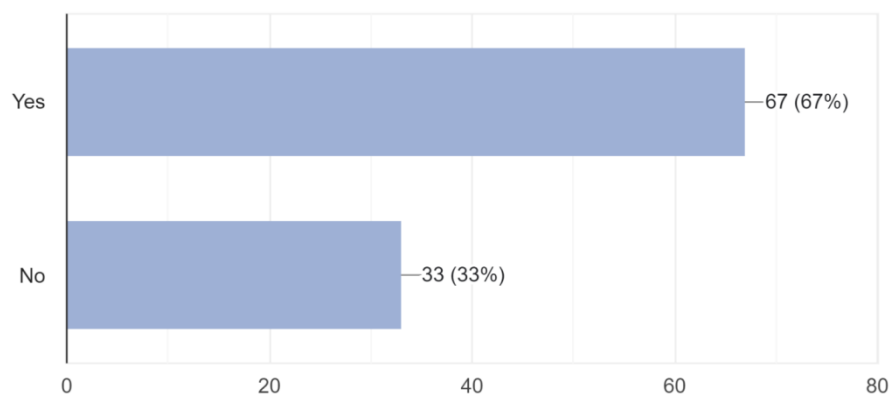
11. Time given for the completion of the syllabus is adequate

100 responses



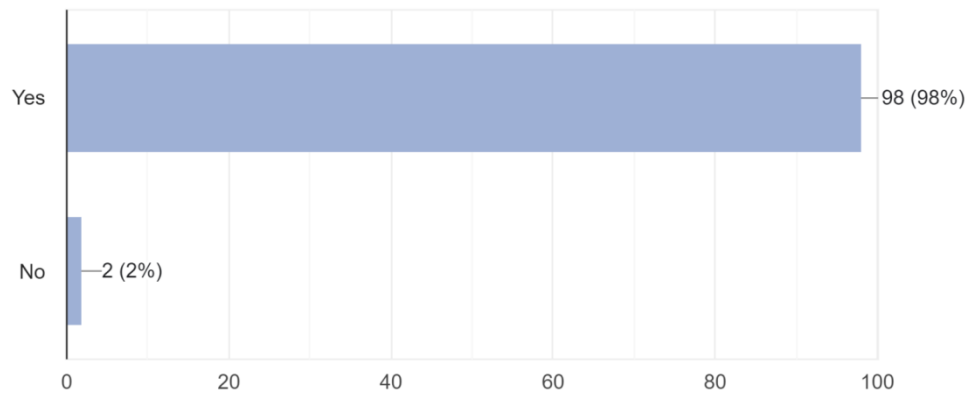
12. Students feel the need to go beyond the syllabus

100 responses



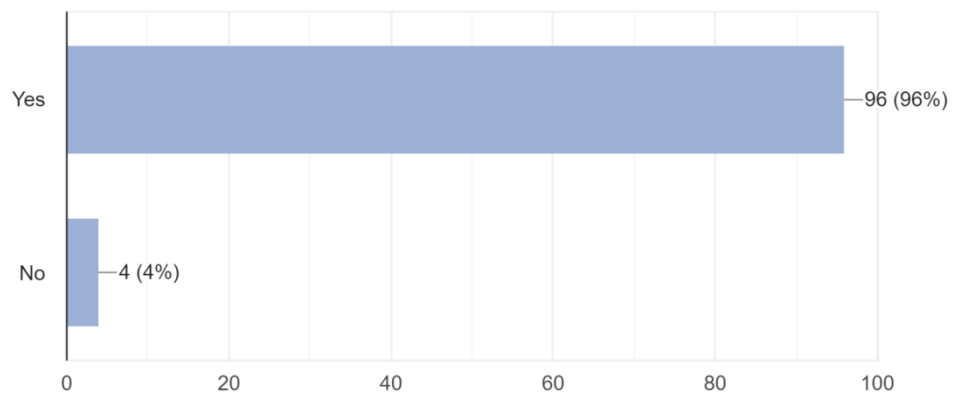
13. Topic in the course encouraged further reading and research

100 responses




14. Does the course provide enough experiential learning through research, field work and project works?

100 responses




COORDINATOR
IQAC
Harishchandra P.G. College
Varanasi


Principal
Harish Chandra P.G. College
Principal
Harish Chandra P.G. College
Varanasi